

# TU/e brede BI programma 'Bouwen op data'

DAIR seminar, 6 & 7 November 2019

**Even voorstellen...**

**Diana Braspenning**  
IA Onderwijs

**Jeroen Bovend'eerdt**  
BI Expert

# Agenda


*Jeroen:*

- Doelstelling en werkwijze BI Cluster
- Techniek achter BI oplossing

*Diana:*

- Demo BI Portal TU/e – onderwijs

Q&A



## Doelstelling en werkwijze BI Cluster

TU/e brede BI programma 'Bouwen op data'



# Doelstelling BI Cluster

- TU/e-breed werken vanuit dezelfde basisgegevens resulterend in één waarheid voor beslissingsondersteunende informatie
- Beslissingsondersteunende informatie eenvoudig beschikbaar voor faculteiten en diensten dankzij standaardrapportages
- Domein overstijgende vraagstukken eenvoudiger beantwoorden

BI Portal TU/e

**TU/e** EINDHOVEN  
UNIVERSITY OF  
TECHNOLOGY



Cross-domain



Education

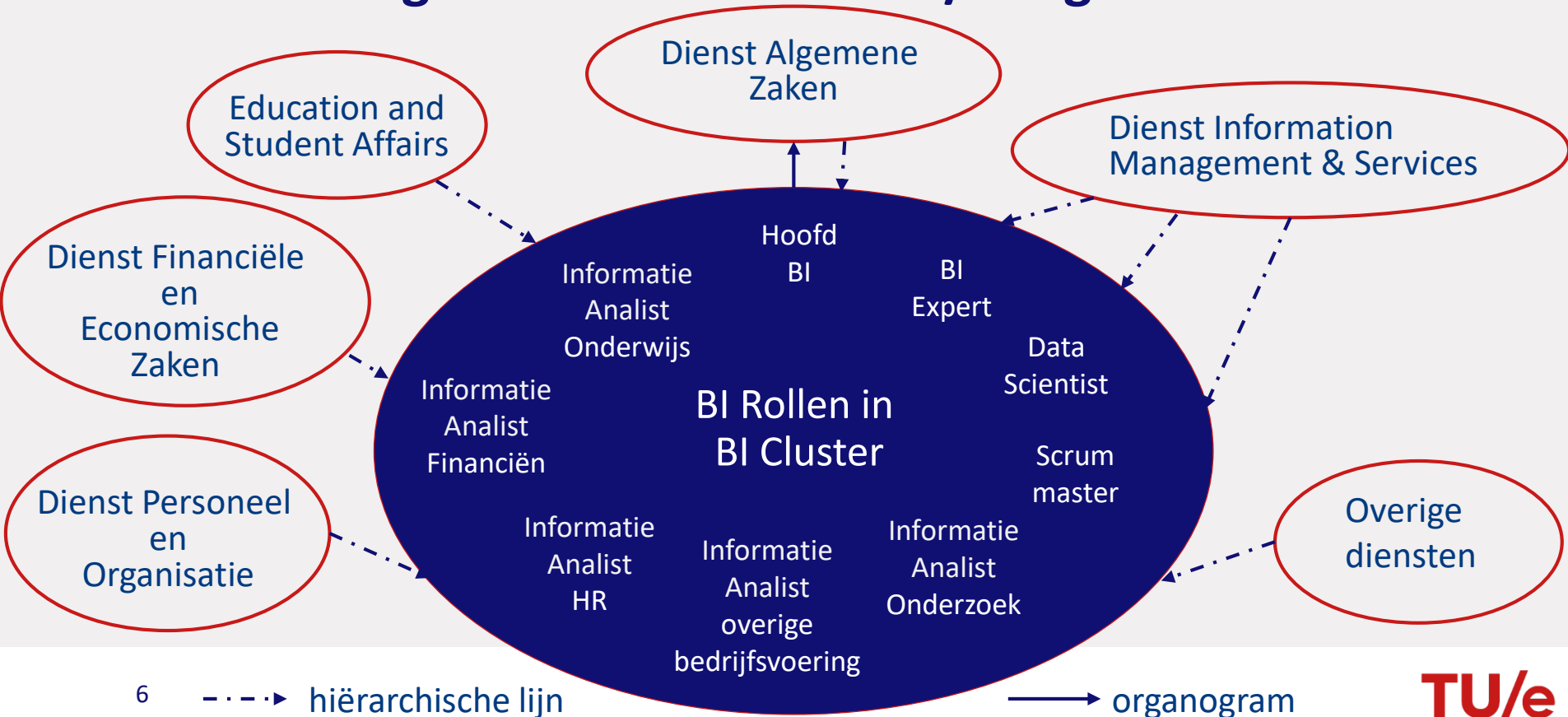


Finance




HR

# Positionering BI Cluster binnen TU/e organisatie



# Werkwijze BI Cluster




# Werkwijze BI Cluster

Elke **BI rapportage** dient in een vooraf vastgesteld aantal weken opgeleverd te worden **(4 sprints van ieder 4 weken)**.

- Sprint 1: Definition of Ready (DoR) voor functioneel ontwerp
- Sprint 2: Definition of Ready (DoR) voor technisch ontwerp
- Sprint 3: Ontwikkeling eerste prototype (zowel back-end als front-end)
- Sprint 4: Test, acceptatie en in productie name





## Techniek BI oplossing

TU/e brede BI programma 'Bouwen op data'

# BI Portal TU/e

The screenshot shows the BI Portal TU/e website. At the top, there is a red banner with the text "BI Portal TU/e" and the TU/e logo (Eindhoven University of Technology). Below the banner, the page is divided into several sections. On the left, there is a "Release Notes" section dated "Monday 26 August 2019" with a sub-heading "Update report 1 October forecasted intake BSc". The text states that the forecast-model is updated and lists three bullet points: "You can see the difference between final and non-final applications.", "The conversion ratio is only based on the non-final applications.", and "The manual correction of 50 enrollments will be adjusted to the actual final enrollments." It also mentions to see the tab 'Report explanation' for further details. On the right side, there is a "BI intranet site" link with an information icon, and a "Privacy Statement" link. Below these, there are four navigation icons: "Cross-domain" (with a bar chart icon), "Education" (with a graduation cap icon), "Finance" (with a Euro symbol icon), and "HR" (with a person icon).

**BI Portal TU/e** **TU/e** EINDHOVEN UNIVERSITY OF TECHNOLOGY

## Release Notes

Monday 26 August 2019

### Update report 1 October forecasted intake BSc

The forecast-model is updated:

- You can see the difference between final and non-final applications.
- The conversion ratio is only based on the non-final applications.
- The manual correction of 50 enrollments will be adjusted to the actual final enrollments.

See the tab 'Report explanation' for further details.

**i** BI intranet site

[Privacy Statement](#)

By continuing to our reports, you indicate that you agree with the privacy statement listed here

**Bar Chart** Cross-domain

**Graduation Cap** Education

**€** Finance

**Person** HR

# BI Portal TU/e - oplossingen per gebruikersgroep

- A** Read report & export tables +/- 800pers.
- B** Build & Pivot table +/- 100pers.
- C** Analyze in excel +/- 50pers.
- D** Develop PowerBI reports +/- 30pers.
- E** Access to Datamart +/- 8pers.

*Self-service basic*  
*Self-service medior*  
*Self-Service advanced*  
*Self-service professional*  
*Data Science*

*Standard users*  
*Power users*  
*Business analysts*  
*Report Developers*  
*Data scientists*

## **A** View report & export table

- No studentnr's
- Level of detail > 5 students

## **B** Build & Pivot table

- No studentnr's
- Level of detail > 5 students

## **C** Analyze-in-excel

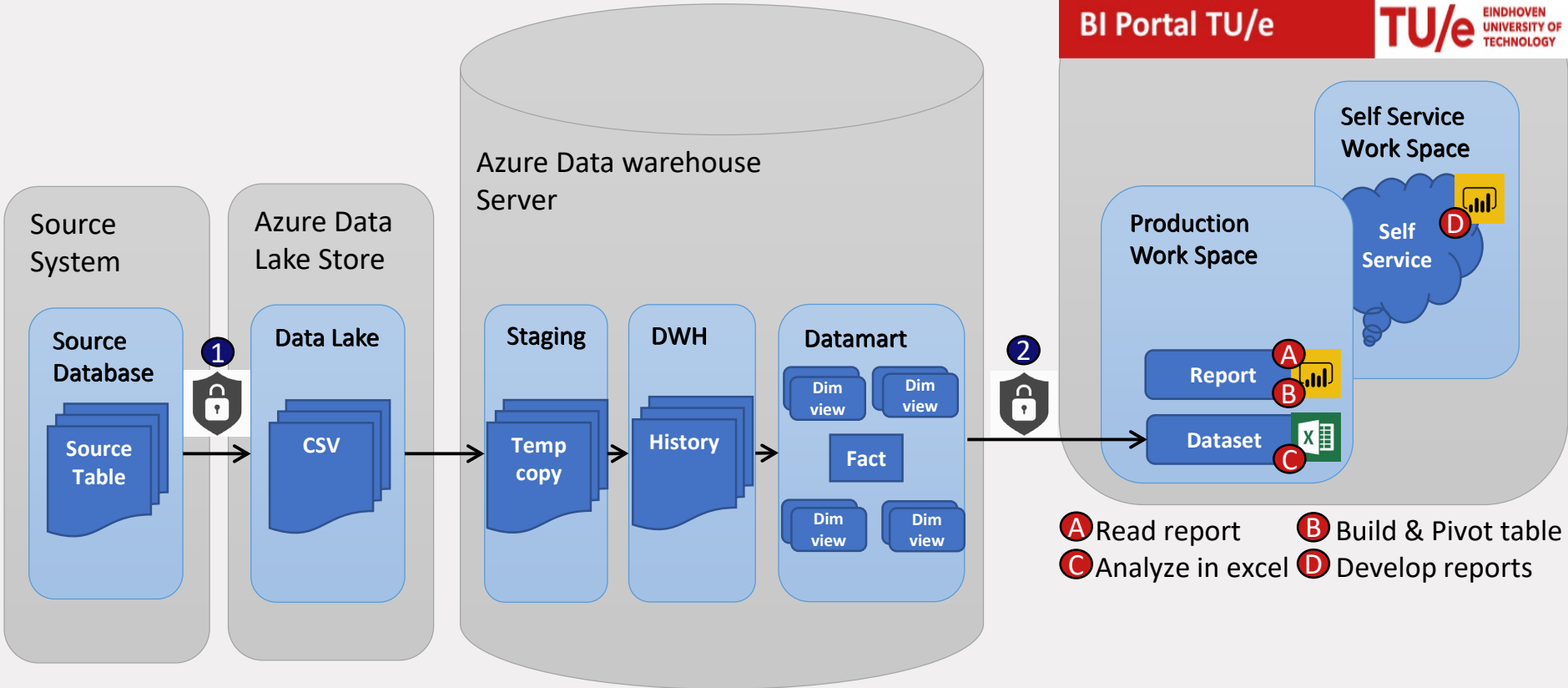
- No studentnr's
- Level of detail > 5 students


## **D** Develop PowerBI Report

- No studentnr's
- Level of detail > 5 students

## **E** Access to Datamart

- Studentnr's
- Level of detail = 1 student





## Demo BI Portal TU/e

TU/e brede BI programma 'Bouwen op data'

# Questions & Answers

